

Le gâteau d'anniversaire Hop'Toys


Étape
par **étape**



Ingrédients

- 150 g de beurre fondu
- 200 g de spéculos (ou petit beurre)
- 100 g de flocons d'avoine (grillés quelques minutes à la poêle)
- 1 cuillère à café d'essence de vanille
- 400 g de Philadelphia
- 120 g de sucre en poudre
- 20 cl de crème fleurette entière
- Une barquette de fraises lavées

Le gâteau d'anniversaire Hop'Toys


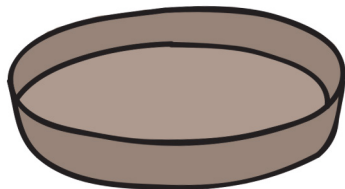
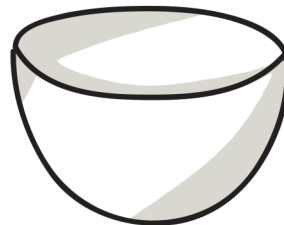
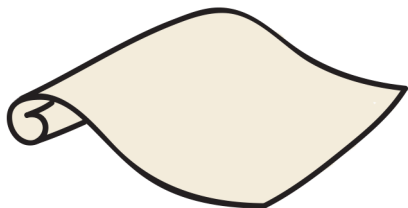
Pour commencer, tu as besoin des ingrédients suivants... 1





Tu as aussi besoin des ustensiles suivants :

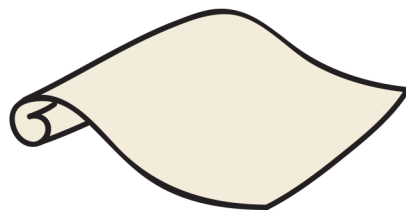
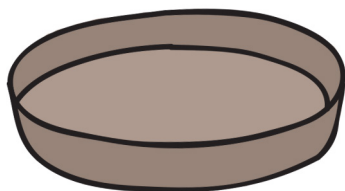
3

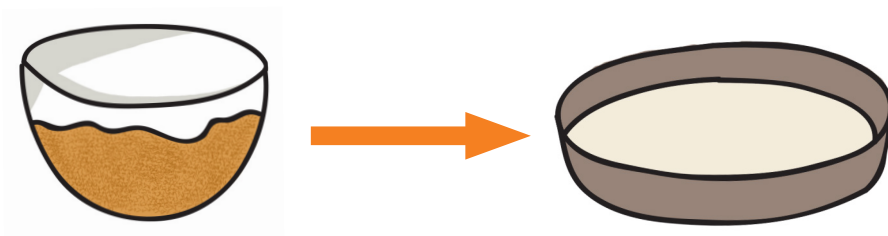


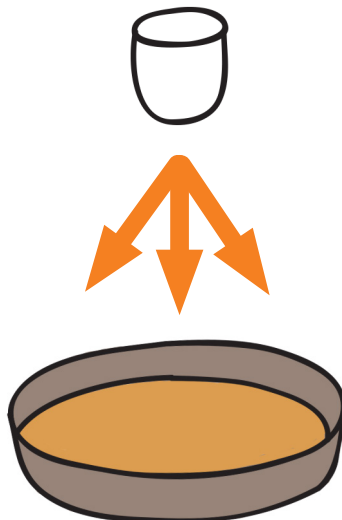
Mélanger le beurre fondu, les biscuits émiettés
et les flocons d'avoine


4


























C'est prêt !